

ROMA INSULATION SYSTEMS

---

# Fire safety, sound dampening and thermal insulation

---

Type FD quick-assembly  
insulating panel

SO EVERYTHING FITS. **ROMA**

## ROMA quick-assembly roof panel

### Type FD and type FD+




Cladding layers	Coil galvanized sheet steel with organic plastic coating, further cladding layers are available on request
Surface finishes	Standard: External face trapezoidal profile (333.3mm), internal face profiled (58mm)
Insulating core	Mineral fiber, non-flammable (A1), fiber-adjusted, water-repellent
Density	Panel FD: 100 kg/m <sup>3</sup> ; FD+: 135 kg/m <sup>3</sup>
Fire tests	Euro class A2-s1, d0
Fire resistance	pending
Fire resistance D	pending
Approval	pending
System dimensions	Element width 1.068mm; module width 1.000mm
Available lengths	Up to 15m, depending on panel thickness
Production tolerances	In accordance with EN 14509
Sound insulation	Approx. 30dB for all panel thicknesses
Statics	pending

#### How you benefit:

- The same geometry and appearance as the type D PIR panel
- Insulation and roof cladding in one construction element
- Precisely fitted connection without the formation of thermal bridges
- Immediately walkable and self-supporting
- Laying not affected by weather conditions
- Rapid and easy installation
- Cladding layers with protective foil for transport and installation
- On request, delivery free construction site
- Bundling of elements as required

#### Optimal fire protection – now for your roof, too

The ROMA mineral wool type FD roof panel is a non-flammable sandwich element. It consists of two high-grade steel cladding layers and a mineral wool insulating core. This sandwich panel element is 1.000mm wide and comes in convenient lengths of up to 15m.

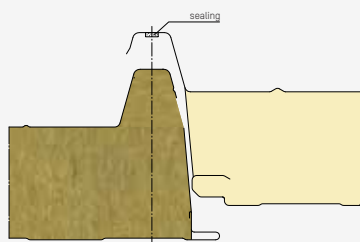


## Installation and connection technology

### Ease of installation – intelligent connections



#### Transition mineral wool/PIR panel



The type FD mineral wool roof panel is the ideal complement for the type D roof panel for fire areas that need to prevent flying sparks. The geometry of the two roof types is coordinated so that laying can be carried out quickly and easily. Together, the ROMA PIR and mineral wool roof panels allow economic and rapid construction that is energy-efficient while taking demanding fire code requirements into consideration.

Panel type		FD102	FD122	FD142	FD162	FD182	FD212	FD242	FD282
Density	kg/m <sup>3</sup>	100							
Panel thickness	mm	102	122	142	162	182	212	242	282
Insulating thickness (without bead)	mm	60	80	100	120	140	170	200	240
Cladding layer thicknesses									
External	mm	0.6	0.6	0.6	0.6	0.6	0.6	0.6	0.6
Internal	mm	0.5	0.5	0.5	0.5	0.5	0.5	0.5	0.5
Panel weight approx.	kg/m <sup>2</sup>	16.6	18.6	20.6	22.6	24.6	27.6	30.6	34.6
U value in accordance with EN 14509 with joint	W/(m <sup>2</sup> ·K)	0.658	0.501	0.405	0.340	0.293	0.242	0.207	0.173
Panel type		FD+102	FD+122	FD+142	FD+162	FD+182	FD+212	FD+242	FD+282
Density	kg/m <sup>3</sup>	135							
Panel weight approx.	kg/m <sup>2</sup>	18.8	21.5	24.2	26.9	29.6	33.7	37.7	43.1
U value in accordance with EN 14509 with joint	W/(m <sup>2</sup> ·K)	0.713	0.544	0.441	0.370	0.319	0.265	0.226	0.189

This information is non-binding and prepared to the best of our knowledge while taking relevant standards and regulations into consideration. Drawings and pictures serve informational purposes only. All rights reserved. Reproduction in whole or in part only by consent of Romakowski GmbH & Co. KG, Bittenwiesen, Germany. Our General Business Conditions (AGB) also apply.

---

## Design flexibility thanks to product variety

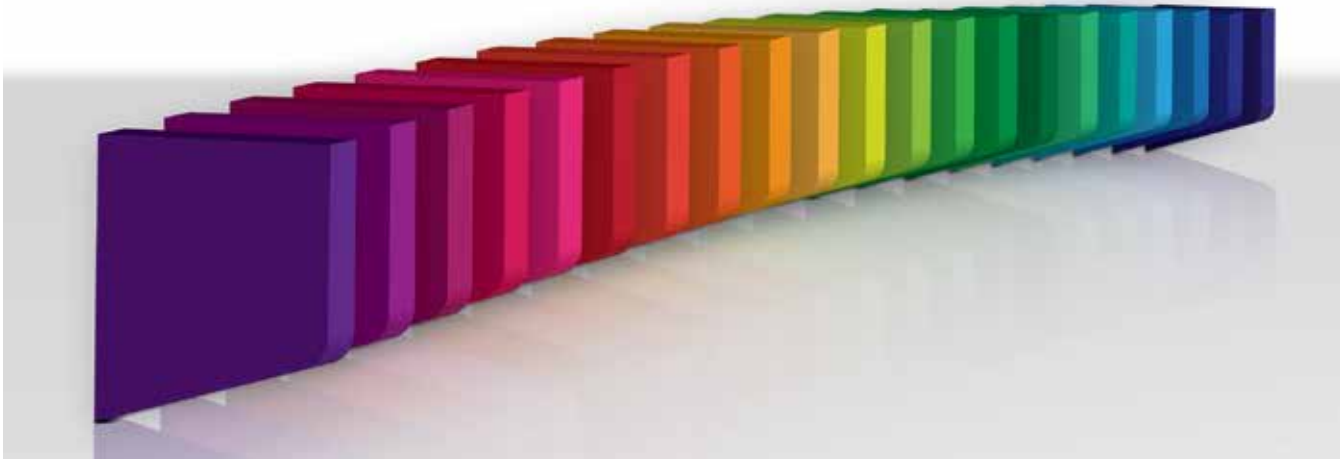
### The play of light and shadow

The surface of the roof panel is lent visual flair by three large beads at 333mm intervals and three small interspersed beads. This creates an appealing light and shadow effect.

### Colors and coatings

Add vibrant colors to your roof with ROMA: Our system offers many different paints and coatings in standard and custom colors, including polyester

paint coatings and other coating systems. This means ROMA can supply roof panel types matching your specific technical requirements – while also offering attractive design options.



We offer you a wide range of attractive colors.

Please see our color chart for more information on cladding layers and color options.

### Planning details

Please consult our current technical data sheets for more detailed information.

[www.roma-daemmsysteme.de/downloads](http://www.roma-daemmsysteme.de/downloads)

## ROMA. So everything fits.

ROMA is a leading manufacturer of wall- and roof-sandwich panels for industrial and cold-store construction.

We develop, manufacture and market complete construction systems for industrial structural engineering as well as cold-store and deep-freeze cell and cell door construction. Our range of products also includes climate chambers, cleanrooms and specialized rooms for a wide range of applications in the HVAC industry. We can look back on 70 years of success and experience in highly specialized construction sectors. Ever since its founding, our family-run business has always manufactured top-quality products Made in Germany.



Additional information about our products is available at:  
[www.roma-daemmsysteme.de](http://www.roma-daemmsysteme.de)

**Romakowski GmbH & Co. KG**  
Herdweg 31  
86647 Buttenwiesen, Germany  
Phone +49 (0) 8274.999-0  
Fax +49 (0) 8274.999-150  
[info@roma-daemmsysteme.de](mailto:info@roma-daemmsysteme.de)